

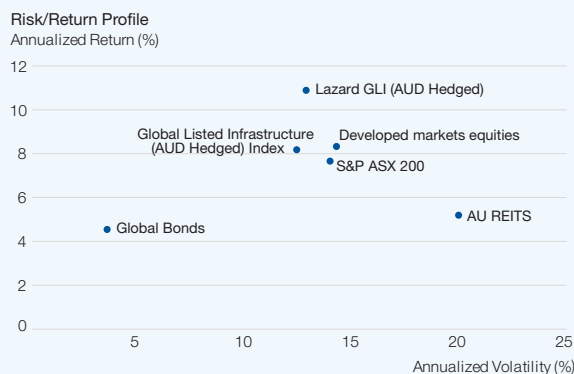
Lazard Global Listed Infrastructure Active ETF (Cboe: GIFL)



Invest with the Pioneers in Infrastructure Investing

By investing in a range of companies around the world that Lazard considers to be "Preferred Infrastructure", which are monopoly-like, have explicit/implicit inflation pass-through and operate in a quality regulatory/political environment; this unconstrained strategy seeks long-term, defensive, low-volatility returns that exceed inflation.

Consistent Pattern of Return



From 1 November 2005 to 31 December 2024, The performance quoted represents past performance. Past performance is not a reliable indicator of future results. The indices listed above are unmanaged and have no fees. It is not possible to invest in an index. Global Bonds = 'Bloomberg Global Treasury (AUD Hedged) Index. Infrastructure = Global Listed Infrastructure (AUD Hedged) Index. Developed Market Equities = MSCI World (Local) Index Gross Return; Global Listed Infrastructure (AUD Hedged) Index = Lazard Global Listed Infrastructure (AUD Hedge) Composite (gross of fees). The Global Listed Infrastructure Index (AUD Hedged) from inception to 31 March 2015, is the UBS Global 50/50 Infrastructure and Utilities Net Index (AUD Hedged); from 1 April 2015 to 30 June 2018, the FTSE Developed Core Infrastructure 50/50 100% Hedged to AUD Net Tax Index; and thereafter, the MSCI World Core Infrastructure 100% Hedged to AUD Index. Source: Lazard, Standard & Poor's, MSCI, Bloomberg, FactSet

Sustainable Yield Premium



As of 30 September 2025. Estimates based on historical financial accounts of companies held in the fully discretionary account. Statistics are calculated using an index style construction methodology. Investment characteristics are based upon a fully discretionary account. All estimates are based on current information and are subject to change. Past performance is not a reliable indicator of future results. This information is for illustrative purposes only. The performance quoted represents past performance. Past performance does not guarantee future results. The index is unmanaged and has no fees. One cannot invest directly in an index. For definitions, please refer to appendix.¹ The Global Listed Infrastructure Index (AUD Hedged) from inception to 31 March 2015, is the UBS Global 50/50 Infrastructure and Utilities Net Index (AUD Hedged); from 1 April 2015 to 30 June 2018, the FTSE Developed Core Infrastructure 50/50 100% Hedged to AUD Net Tax Index; and thereafter, the MSCI World Core Infrastructure 100% Hedged to AUD Index. Source: Lazard, UBS, FTSE, MSCI

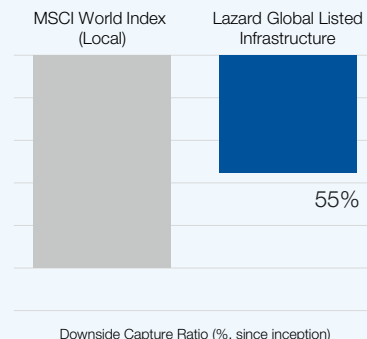
Preferred Infrastructure Characteristics

- Long-life assets
- Lower risk of capital loss
- Inflation-linked returns
- Low correlations (portfolio diversifier)

Parameters to focus on:

Revenue Certainty	<ul style="list-style-type: none">• Stable demand• Monopoly-like characteristics• Price regulated and inflation-linked• Long-term
Profitability	<ul style="list-style-type: none">• High operating margins• Sustainable leverage• Appropriate cost structure
Longevity	<ul style="list-style-type: none">• ESG risk and considerations

Has Historically Defended in Down Markets



As of 30 September 2025. ¹ Since Inception: November 2005. All data in AUD. Upside/downside capture ratio: A benchmark-relative ratio between a composite and its benchmark that seeks to explain portfolio construction in up and down markets. The return-based characteristics are based on the gross-of-fees composite returns. Please refer to "GIPS® Composite Information" for additional information, including net-of-fee results. The performance quoted represents past performance. Past performance does not guarantee future results. The index is unmanaged and has no fees. One cannot invest directly in an index. For definitions, please refer to appendix. Benchmark: MSCI World Source: Lazard, MSCI, FactSet

Performance Summary

Outperforming Listed Infrastructure and Global Equities

Lazard Global Listed Infrastructure (AUD Hedge)
Growth of \$100: Since Inception¹



¹ Since inception is from 31 October 2005. ² The Global Listed Infrastructure Index (AUD Hedged) from inception to 31 March 2015, is the UBS Global 50/50 Infrastructure and Utilities Net Index (AUD Hedged); from 1 April 2015 to 30 June 2018, the FTSE Developed Core Infrastructure 50/50 100% Hedged to AUD Net Tax Index; and thereafter, the MSCI World Core Infrastructure 100% Hedged to AUD Index. Performance is based upon a Portfolio. Performance is preliminary and presented net of fees. The performance quoted represents past performance. Past performance does not guarantee future results. Lazard Global Listed Infrastructure is not measured versus the performance of any benchmark. Past performance is not a reliable indicator of future results. Source: Lazard, UBS, FTSE, MSCI, Bloomberg

Why Now?

- **Inflation protection** – The strategy invests in companies which have revenue streams that are implicitly or explicitly linked to inflation.
- **Defensive assets** – The preferred infrastructure companies in the portfolio are less sensitive to economic cycles with reliable, regulatory linked earnings.
- **Diversification** – Our portfolio has historically displayed low correlation to major asset classes bringing diversification to a portfolio.

Key Facts

Portfolio Managers	John Mulquiney, Warryn Robertson, Matthew Landy, Bertrand Cliquet
Benchmark	MSCI World Core Infrastructure 100% Hedged to AUD Index
Number of Stocks	25-50
Ticker	Cboe: GIFI
Total Fee	0.98% p.a. of the Net Asset Value
Fund Structure	Dual-Access Active ETF with Issuer Sponsored and CHESS Sponsored Sub-Registers*
Fund AUM	A\$2.8 billion ¹

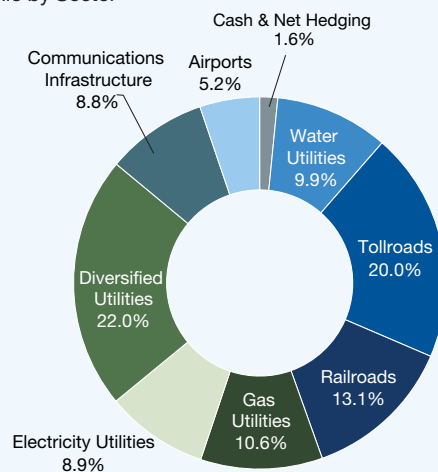
¹ As of 31 October 2025. AUM is indicative of total assets in the Lazard Global Listed Infrastructure Fund. *The Lazard Global Listed Infrastructure Active ETF ('Active ETF class'), formerly the Lazard Global Listed Infrastructure – W Class (APIR LAZ0014AU), is a class of units in the Lazard Global Listed Infrastructure Fund (ARSN 116 229 675). The Active ETF class is a dual-access active ETF with Issuer Sponsored and CHESS-Sponsored Sub-Registers. The dual-access structure means that investors can enter the Active ETF class either by applying for the units directly with Lazard using an Application Form or, by buying units on the CBOE Securities Exchange; and, exit the Active ETF class either making a withdrawal request directly with Lazard using a Redemption Request Form or by selling units on the Cboe Securities Exchange.

Why Lazard?

- **A high conviction, concentrated portfolio** of typically between 25-50 holdings that best reflect our view of available opportunities.
- **A long-standing, stable investment team** that launched one of the industry's first infrastructure strategies in 2005 and truly understands infrastructure investments.
- **The strategy has a proven track record** with demonstrated competitive performance since 2005.
- The team is backed by the **global investment, risk management and operations infrastructure** of Lazard.
- The **integrated ESG framework** focuses on understanding long-term sustainability issues.

Allocation

Portfolio by Sector



Portfolio Summary



26 Companies



11 Infrastructure Sectors



20+ Countries



350+ Assets*

As of 30 September 2025. * Excludes Crown Castle's 40,000+ and American Tower's 149,000+ mobile phone towers. The allocations mentioned are based upon the Lazard Global Listed Infrastructure Fund. Allocations are subject to change. Portfolio summary is based on underlying company assets. This information is for illustrative purposes only and is supplemental to the "GIPS® Standards Composite Information." Source: Lazard, FactSet

Important Information

Published on 27 November 2025.

Certain information included herein is derived by Lazard in part from an MSCI index or indices (the "Index Data"). However, MSCI has not reviewed this product or report, and does not endorse or express any opinion regarding this product or report or any analysis or other information contained herein or the author or source of any such information or analysis. MSCI makes no express or implied warranties or representations and shall have no liability whatsoever with respect to any Index Data or data derived therefrom. The MSCI Index Data may not be further redistributed or used as a basis for other indices or any securities or financial products. This document is provided by Lazard Asset Management LLC or its affiliates ("Lazard") for informational purposes only. Nothing herein constitutes investment advice or a recommendation relating to any security, commodity, derivative, investment management service, or investment product. Investments in securities, derivatives, and commodities involve risk, will fluctuate in price, and may result in losses. Certain assets held in Lazard's investment portfolios, in particular alternative investment portfolios, can involve high degrees of risk and volatility when compared to other assets. Similarly, certain assets held in Lazard's investment portfolios may trade in less liquid or efficient markets, which can affect investment performance. Past performance does not guarantee future results. Certain information contained herein constitutes "forward-looking statements" which can be identified by the use of forward-looking terminology such as "may," "will," "should," "expect," "anticipate," "target," "intent," "continue," or "believe," or the negatives thereof or other variations thereon or comparable terminology. Due to various risks and uncertainties, actual events may differ materially from those reflected or contemplated in such forward-looking statements. Active share is a measure of the percentage of stock holdings in the portfolio that differs from the index. Alpha represents the portion of a fund's return that is generated solely by the skills of the portfolio manager. Beta is a relative measure of the sensitivity of a portfolio's return to changes in the benchmark's return. The beta of the portfolio versus its benchmarks is the amount (and direction) the fund has historically moved when the benchmark moved by one unit. Free cash flow yield is calculated by dividing the free cash flows of the company by its price per share. P/E calculates the price of a stock divided by its earnings per share. Sharpe ratio is a risk-adjusted measure of return. The higher the Sharpe ratio for a portfolio, the better its risk-adjusted returns have been. Standard deviation measures the dispersion or "spread" of individual observations around their mean. Standard deviation of returns measure a fund's historical volatility, where a higher number is evidence of greater volatility (i.e., higher risk). Forward-looking figures (NTM/FY1) represent expected returns. Expected returns do not represent a promise or guarantee of future results and are subject to change. This document is intended only for persons residing in jurisdictions where its distribution or availability is consistent with local laws and Lazard's local regulatory authorizations. The Lazard entities that have issued this document are listed below, along with important limitations on their authorized activities. Lazard Asset Management LLC is a US registered investment advisor and claims compliance with the Global Investment Performance Standards (GIPS®). GIPS® is a registered trademark of CFA Institute. CFA Institute does not endorse or promote this organization, nor does it warrant the accuracy or quality of the content contained herein. To receive a complete list and description of Lazard Asset Management's composites and/or a presentation that adheres to the GIPS standards, please email contact.us@lazard.com. This content was prepared by Lazard Asset Management Pacific Co ABN 13 064 523 619, AFS License 238432, and should not be considered a recommendation to purchase, sell or hold any particular security. Securities and sectors mentioned in this webpage are presented to illustrate companies and sectors in which the Fund may invest. Holdings are subject to change daily. This content has been prepared without taking account of any investor's objectives, financial situation or needs. Investors should get professional advice as to whether investment in the strategy is appropriate having regard to their particular investment needs, objectives and financial circumstances before investing. Lazard has prepared a target market determination (TMD) for the Lazard Global Listed Infrastructure Fund ("Fund") which sets out the class of consumers for whom the Fund, including the Fund's key attributes, would likely be consistent with their likely objectives, financial situation and needs. A copy of the TMD is available at www.lazardassetmanagement.com.au, by contacting investorqueries@lazard.com, or from their IDPS operator. It is recommended that investors consider whether their objectives, financial situation and needs are consistent with the target market of the Fund. Investors should obtain a copy of the current Product Disclosure Statement (PDS) for the Fund, available at www.lazardassetmanagement.com.au, by contacting investorqueries@lazard.com, or from their IDPS operator and should consider the PDS before making any decision about whether to acquire or to continue to hold the Fund. Neither Lazard nor any member of the Lazard Group, including Lazard Asset Management LLC and its affiliates guarantees in any way the performance of the Fund, repayment of capital from the Fund, any particular return from or any increase in the value of the Fund.